


# TOGETHER, WE CAN ENSURE THAT NO FAMILY FACES CHILDHOOD CANCER ALONE



Scan the QR code  
to donate



## HOW YOUR DONATION MAKES A DIFFERENCE

**\$50**

Can help provide a rural family with fuel to get their sick child to hospital at a moments notice

**\$100**

can provide a counselling session to help parents get through the month of treatment ahead

**\$250**

can provide accommodation for remote families with a child needing treatment in hospital

# HOW TO ADD YOUR QR CODE TO YOUR POSTER

To add a QR code to your fundraising poster you will need Adobe Acrobat. If you have Adobe please follow the below instructions.

1. Copy your fundraising page URL
2. Go to this website  
<https://www.adobe.com/express/feature/image/qr-code-generator>
3. Click “create now”
4. Paste your fundraising URL into “enter or paste URL”

## Generate QR code

Link Style Color File format

Enter or paste URL:

Your QR code will open this URL.

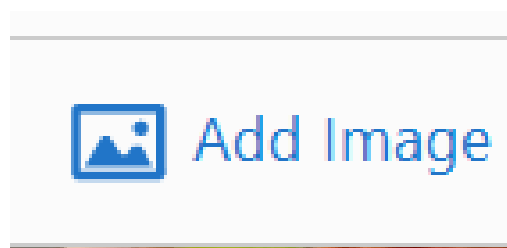
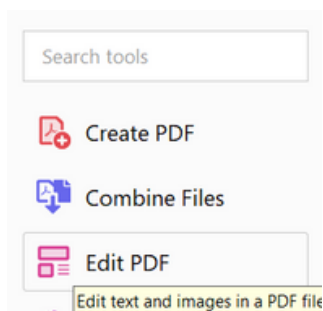
Download

Open in Adobe Express


5. Click “Download”

To add the QR code to your poster follow the below instructions.

1. Download the poster
2. Open The poster in Adobe Acrobat.
3. Click Tools, then click edit PDF, and add image, select the downloaded QR code image.



4. Move the image into the red square.



If you do not have Adobe Acrobat please email [community@redkite.org.au](mailto:community@redkite.org.au) and we will add the QR code for you.